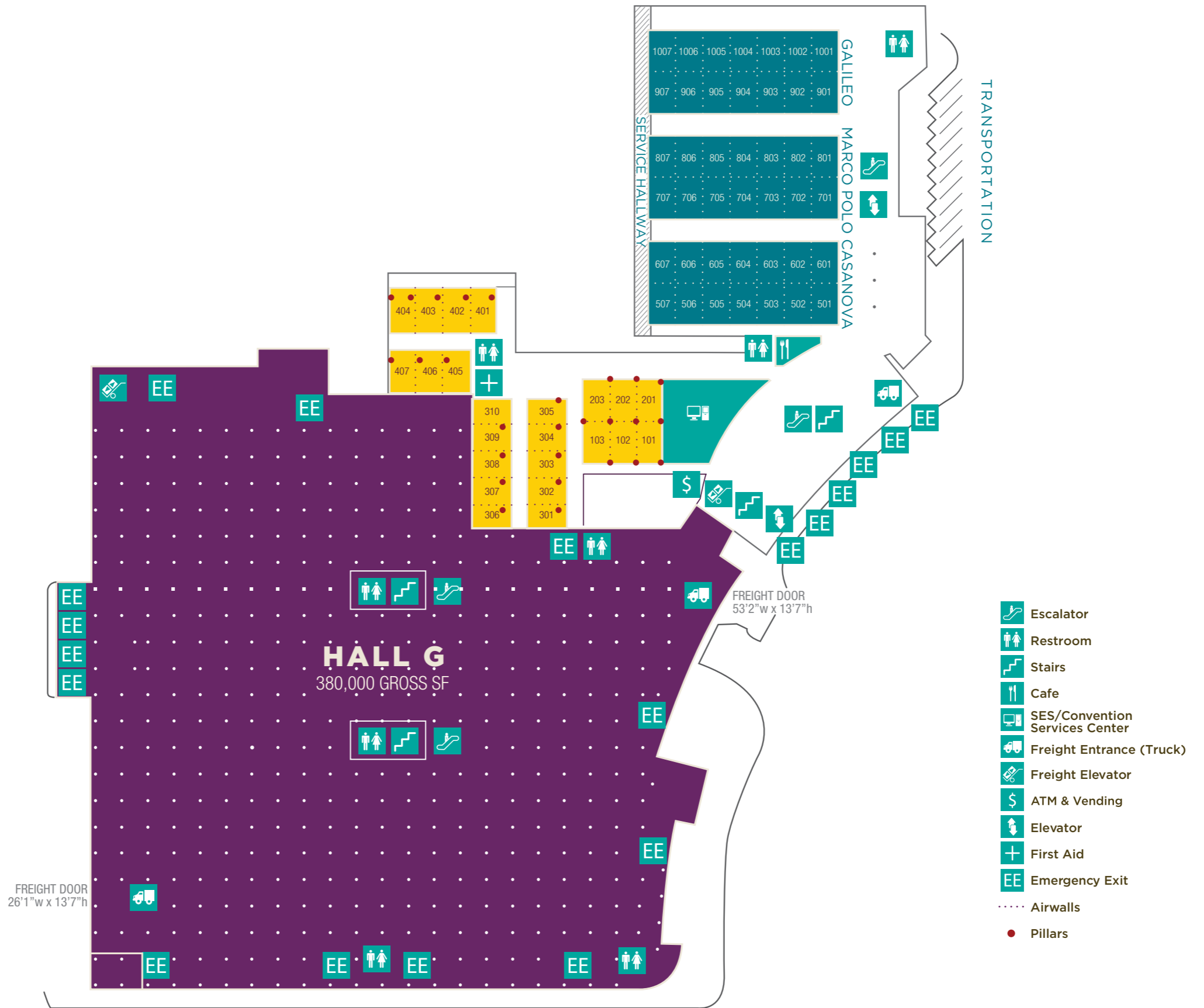
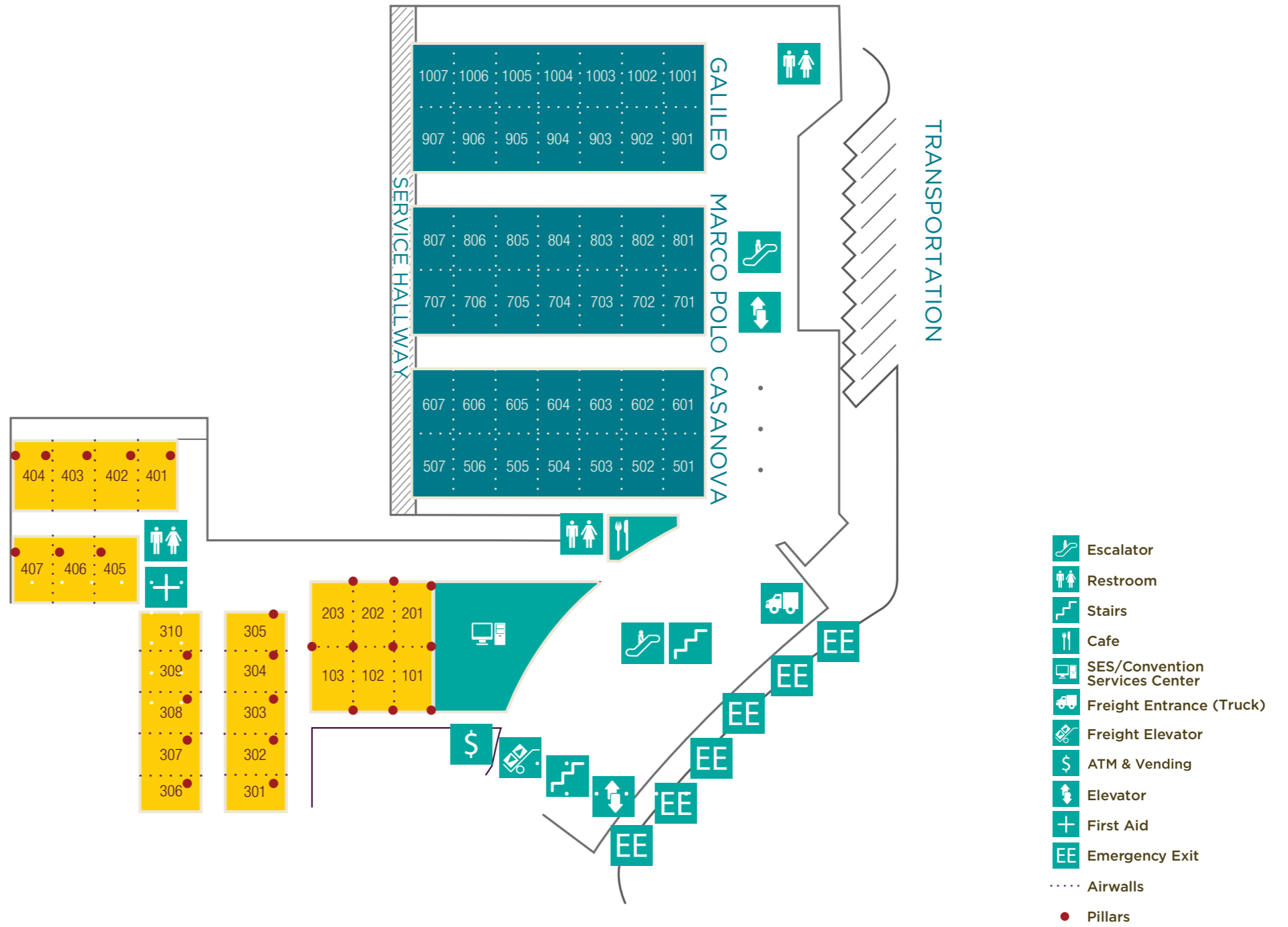


LEVEL 1

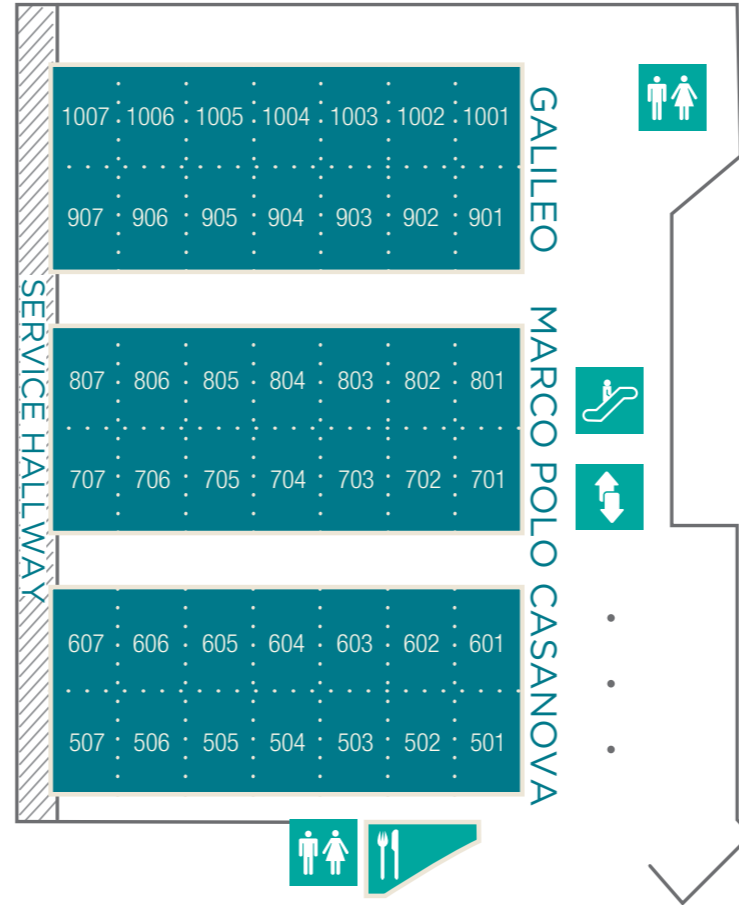













HALL G:
 *Ceiling height is 13'5". Columns are 2'6" round and set 30' center-to-center apart.

LEVEL 1

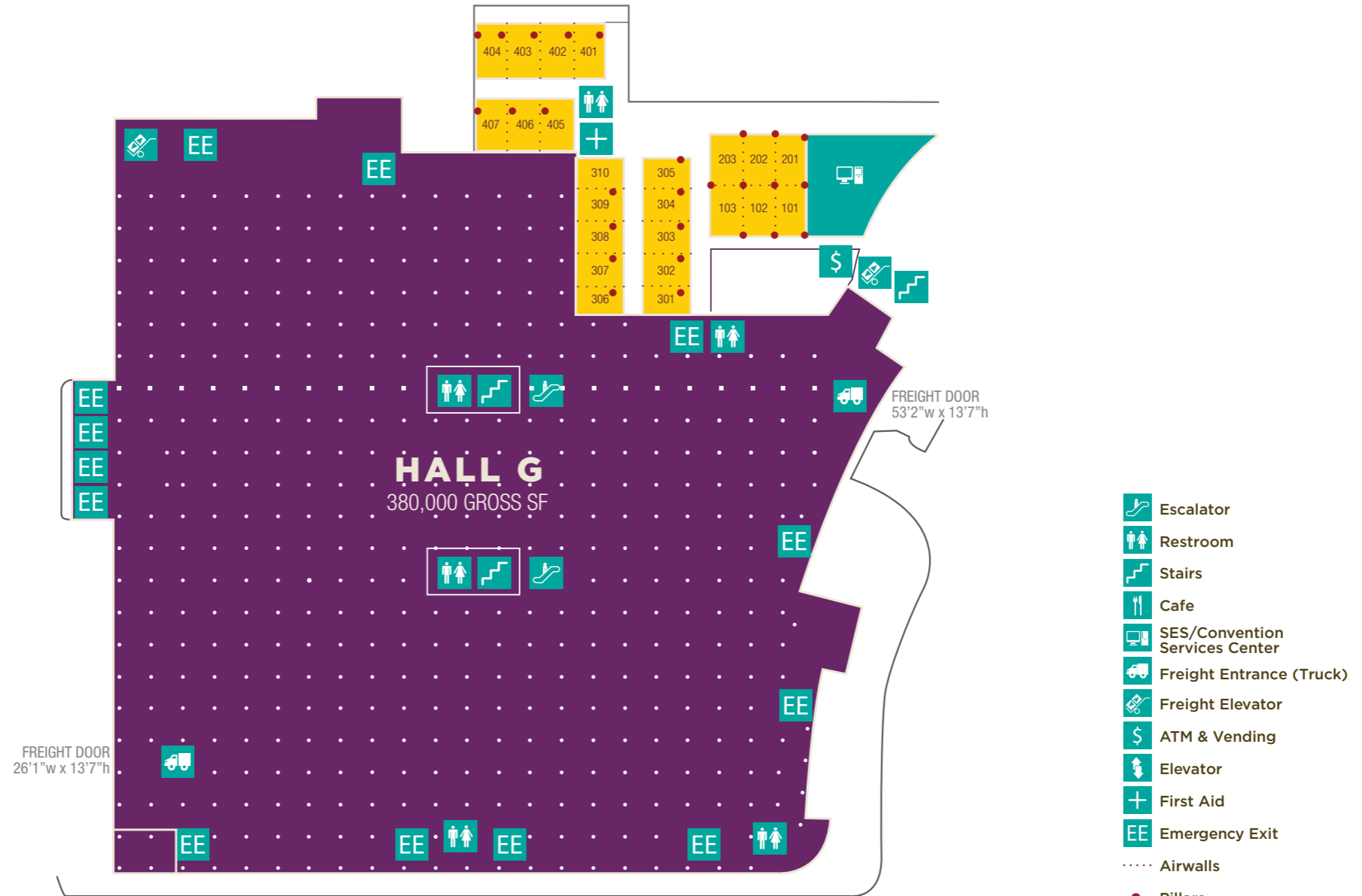


LEVEL 1



-  Escalator
-  Restroom
-  Stairs
-  Cafe
-  Business Center
-  Freight Entrance (Truck)
-  Freight Elevator
-  ATM & Vending
-  Elevator
-  First Aid
-  EE Emergency Exit

LEVEL 1



HALL G:
 *Ceiling height is 13'5". Columns are 2'6" round and set 30' center-to-center apart.

LEVEL 1 CAPACITIES

LEVEL 1 JUNIOR BALLROOMS

Room(s)	Square Feet	Theater	Classroom	Banquet	Reception
Casanova (14 Rooms)	16,554	1,655	690	1,104	2,365
Marco Polo (14 Rooms)	16,554	1,655	690	1,104	2,365
Galileo (14 Rooms)	16,554	1,655	690	1,104	2,365
Twelve Rooms	14,242	1,424	593	950	2,035
Ten Rooms	11,856	1,186	494	790	1,694
Eight Rooms	9,470	947	395	630	1,353
Six Rooms	7,084	708	295	470	1,012
Four Rooms	4,735	474	197	320	676
Two Rooms	2,312	231	96	150	330
One Room	1,193	119	50	80	170

All ceilings are 11'4.75" at the lowest point

SANDS EXPO® 100 & 200 SERIES

Room(s)	Square Feet	Theater	Classroom	Banquet	Reception
Six Rooms	7800	780	325	520	1114
Four Rooms	5200	520	217	347	743
Three Rooms	3900	390	163	260	557
Two Rooms	2600	260	108	173	371
One Room	1300	130	54	87	186

All ceilings are 13'3" at the lowest point

SANDS EXPO 300 SERIES

Room(s)	Square Feet	Theater	Classroom	Banquet	Reception
Five Rooms	6500	650	271	433	929
Four Rooms	5200	520	217	347	743
Two Rooms	2600	260	108	173	371
One Room	1300	130	54	87	186

All ceilings are 13'3" at the lowest point

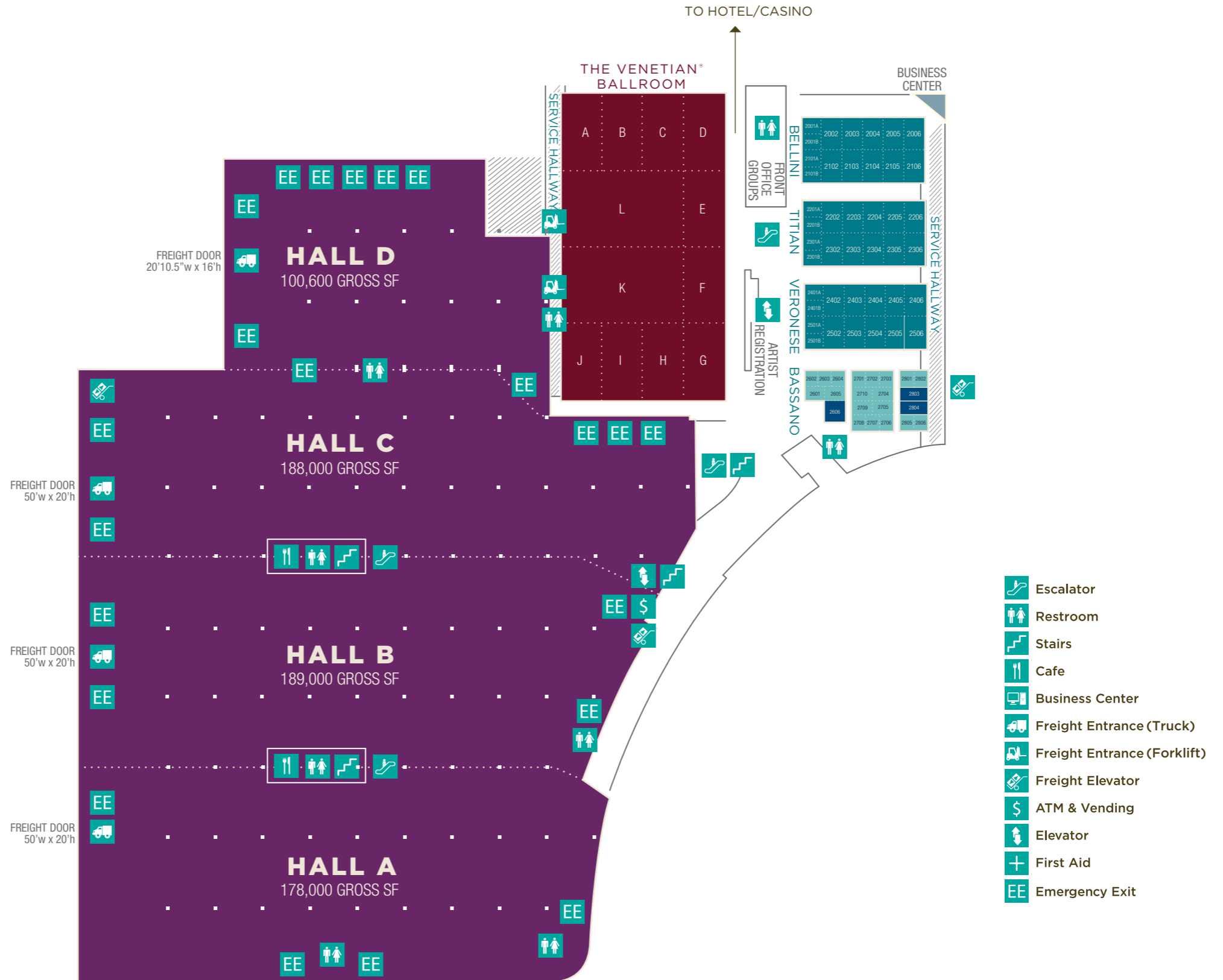
SANDS EXPO 400 SERIES

Room(s)	Square Feet	Theater	Classroom	Banquet	Reception
Four Rooms	5200	520	217	347	743
Three Rooms	3900	390	163	260	557
Two Rooms	2600	260	108	173	371
One Room	1300	130	54	87	186

All ceilings are 13'3" at the lowest point

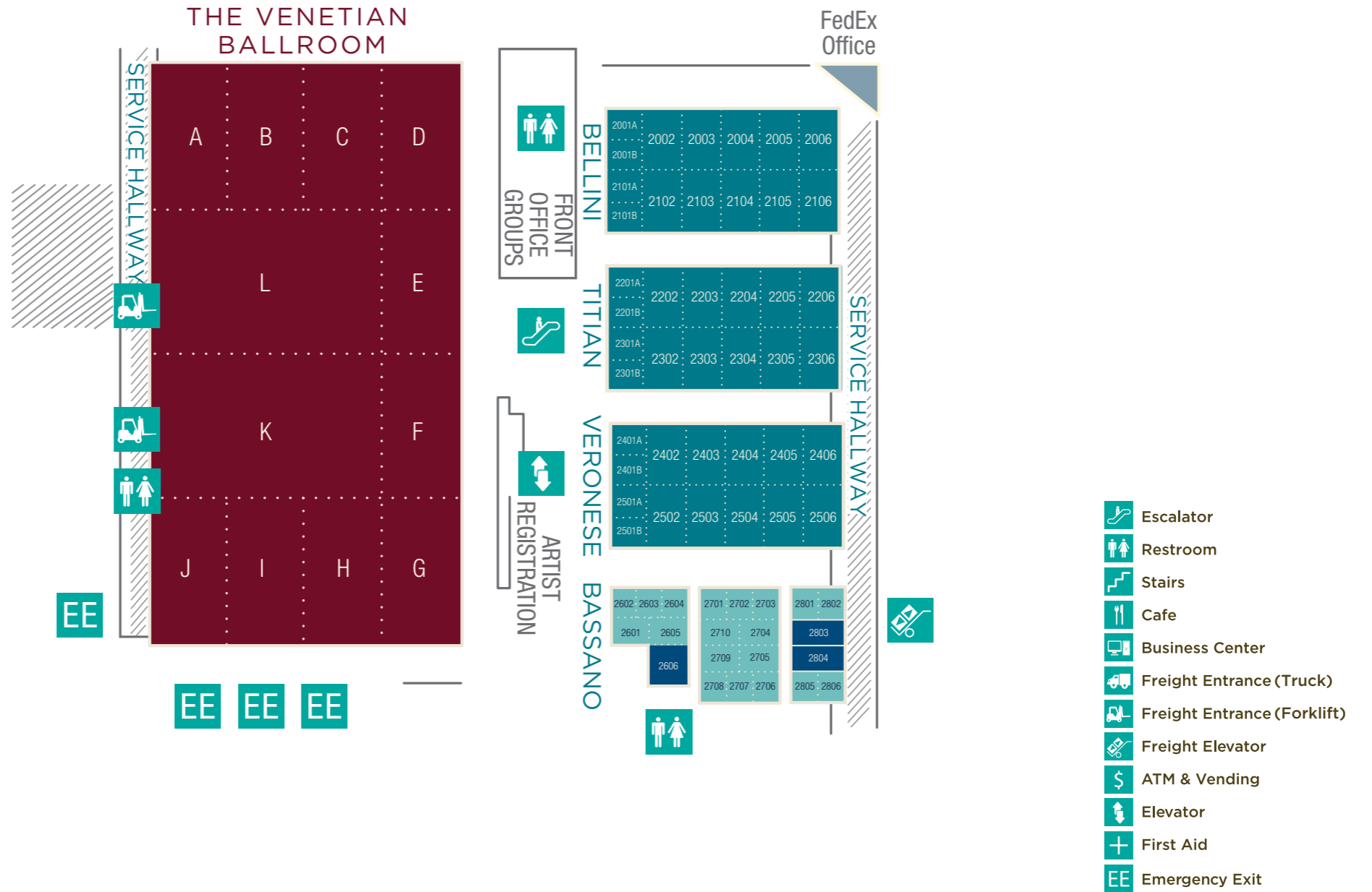
Capacity displayed is for the sole purpose of providing a visual depiction of proposed meeting space and should not be relied upon or construed as a commitment of actual room capacity. The room diagram is not a guarantee and should not be relied upon by Organization. Stated capacities are based on maximum room sets and may vary once certain restrictions such as, but not limited to, Clark County Fire Code, Audiovisual Sets, Stages, or Production Elements are taken into consideration. Sets are based on standard industry and NFPA (National Fire Protection Association) formulas: Theater @ 10 square feet per person; Banquet @ 6' rounds @ 15 square feet per person; Classroom @ 24 square feet per person; and Reception @ 7 square feet per person. For more details, please go to venetian.com/meetings or SandsExpo.com

LEVEL 2

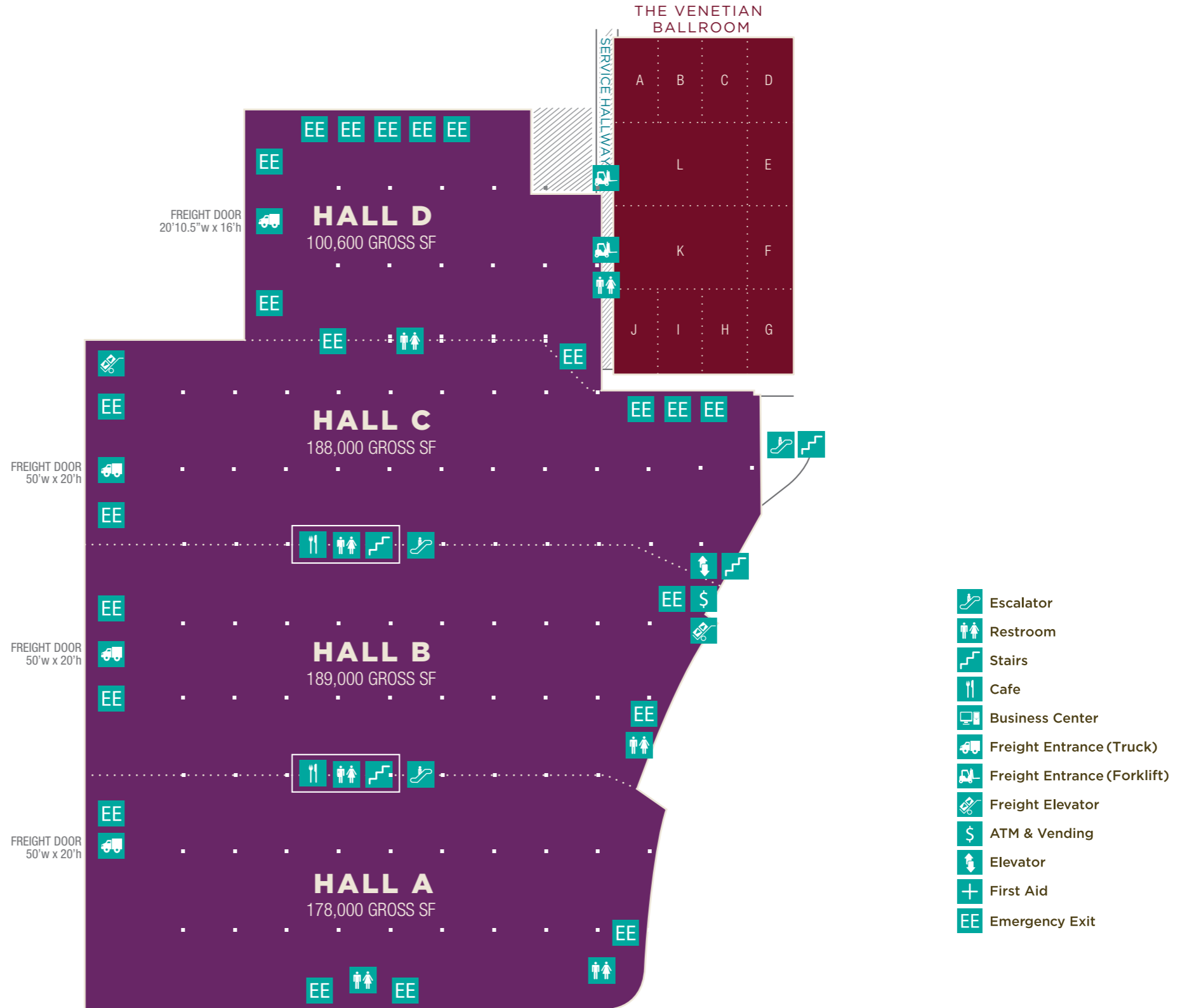


HALLS A, B, C & D:
 *Ceiling height is 32'5". Columns are 24" square and set 60' x 90' center-to-center apart.

LEVEL 2

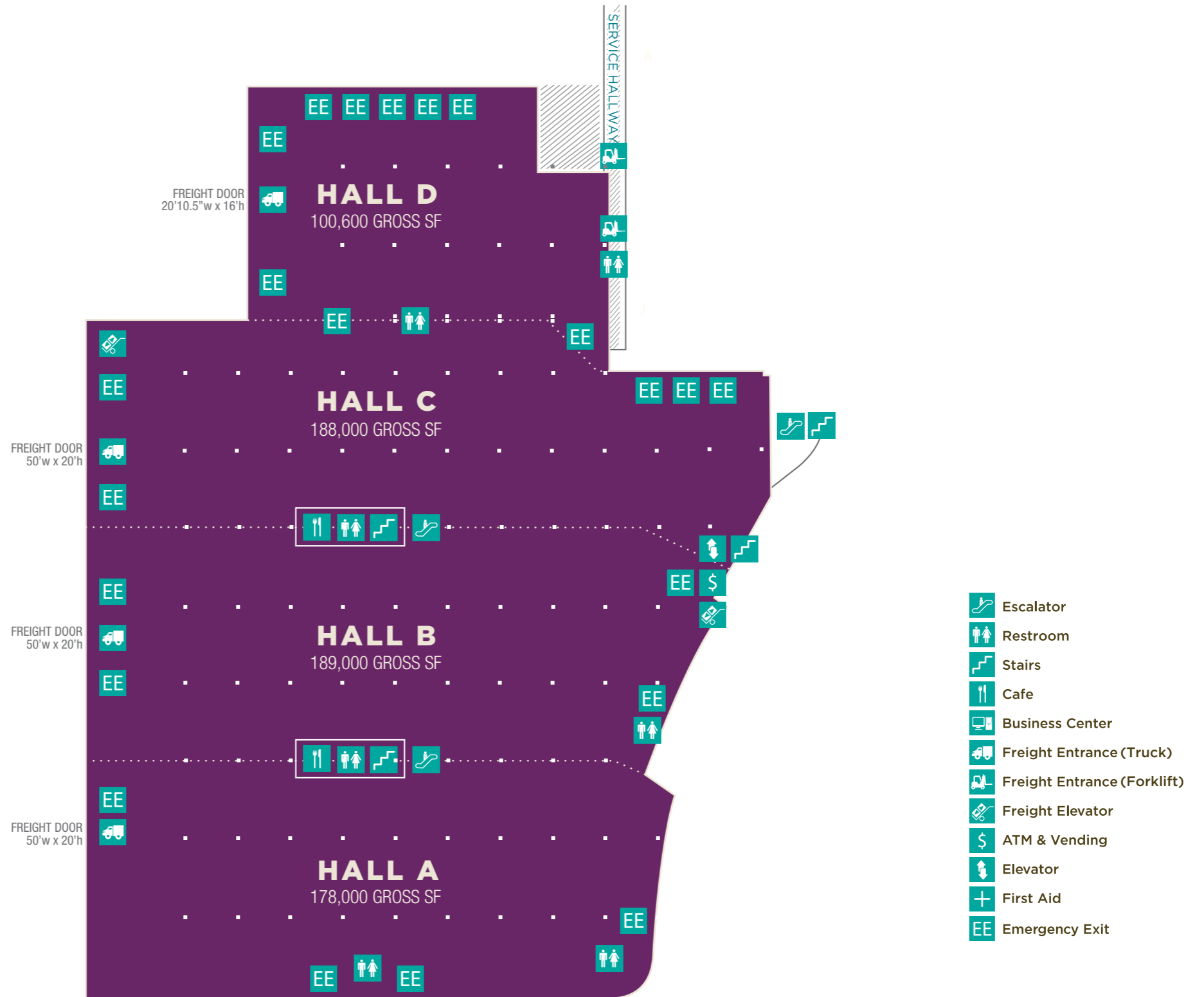


LEVEL 2



HALLS A, B, C & D:
 *Ceiling height is 32'5". Columns are 24"square and set 60' x 90' center-to-center apart.

LEVEL 2



HALLS A, B, C & D:
 *Ceiling height is 32'5". Columns are 24"square and set 60' x 90' center-to-center apart.

LEVEL 2 CAPACITIES

THE VENETIAN BALLROOM

Room(s)	Sq. Feet	Theater	Classroom	Banquet	Reception
The Venetian Ballroom	85,000	8,500	3,542	5,667	12,143
A	4,911	491	205	327	702
A,B	9,817	982	409	654	1,402
A,B,C	14,723	1,472	613	982	2,103
A,B,C,D	19,634	1,963	818	1,309	2,805
A-F & K-L	60,226	6,023	2,509	4,015	8,604
A-E & L	39,930	3,993	1,664	2,662	5,704
A-C & L	29,941	2,994	1,248	1,996	4,277
B	4,906	491	204	327	701
B,C	9,812	981	409	654	1,402
B,C,D	14,723	1,472	613	982	2,103
C	4,906	491	204	327	701
C,D	9,817	982	409	654	1,402
D	4,911	491	205	327	702
E	5,078	508	212	339	725
E,F,L,K	40,592	4,059	1,691	2,706	5,799
E-L	60,544	6,054	2,523	4,036	8,649
E,L	20,296	2,030	846	1,353	2,899
F	5,078	508	212	339	725
F-K	40,248	4,025	1,677	2,683	5,750
FK	20,296	2,030	846	1,353	2,899
G	4,991	499	208	333	713
G,H	9,976	998	416	665	1,425
G-I	14,961	1,496	623	997	2,137
G-J	19,952	1,995	831	1,330	2,850
H	4,985	499	208	332	712
H,I	9,970	997	415	665	1,424
H,I,J	14,961	1,496	623	997	2,137
H,I,J,K	30,179	3,018	1,257	2,012	4,311
I	4,985	499	208	332	712
I,J	9,976	998	416	665	1,425
J	4,991	499	208	333	713
K	15,218	1,522	634	1,015	2,174
L	15,218	1,522	634	1,015	2,174

All ceiling heights are 22' at the lowest point

LEVEL 2 JUNIOR BALLROOMS

Room(s)	Sq. Feet	Theater	Classroom	Banquet	Reception
Bellini	14,400	1,440	600	960	2,057
Titian	14,400	1,440	600	960	2,057
Veronese	14,400	1,440	600	960	2,057
Ten Rooms	12,000	1,200	500	800	1,714
Eight Rooms	9,600	960	400	640	1,371
Six Rooms	7,200	720	300	480	1,029
Four Rooms	4,800	480	200	320	686
Three Rooms	3,600	360	150	240	514
Two Rooms	2,400	240	100	160	343
One Room	1,200	120	50	80	171
A and B	1,200	120	50	80	171
A or B	600	60	25	40	86

All ceiling heights are 16'3" at the lowest point

LEVEL 2 BOARD ROOMS

Room(s)	Sq. Feet	Theater	Classroom	Banquet	Reception
Bassano 2606	750		(Permanent U-Shaped Board Table for 15)		
Bassano 2803	665		(Permanent Board Table for 16)		
Bassano 2804	665		(Permanent Board Table for 16)		

All ceiling heights 14' at the lowest point

LEVEL 2 MEETING ROOMS

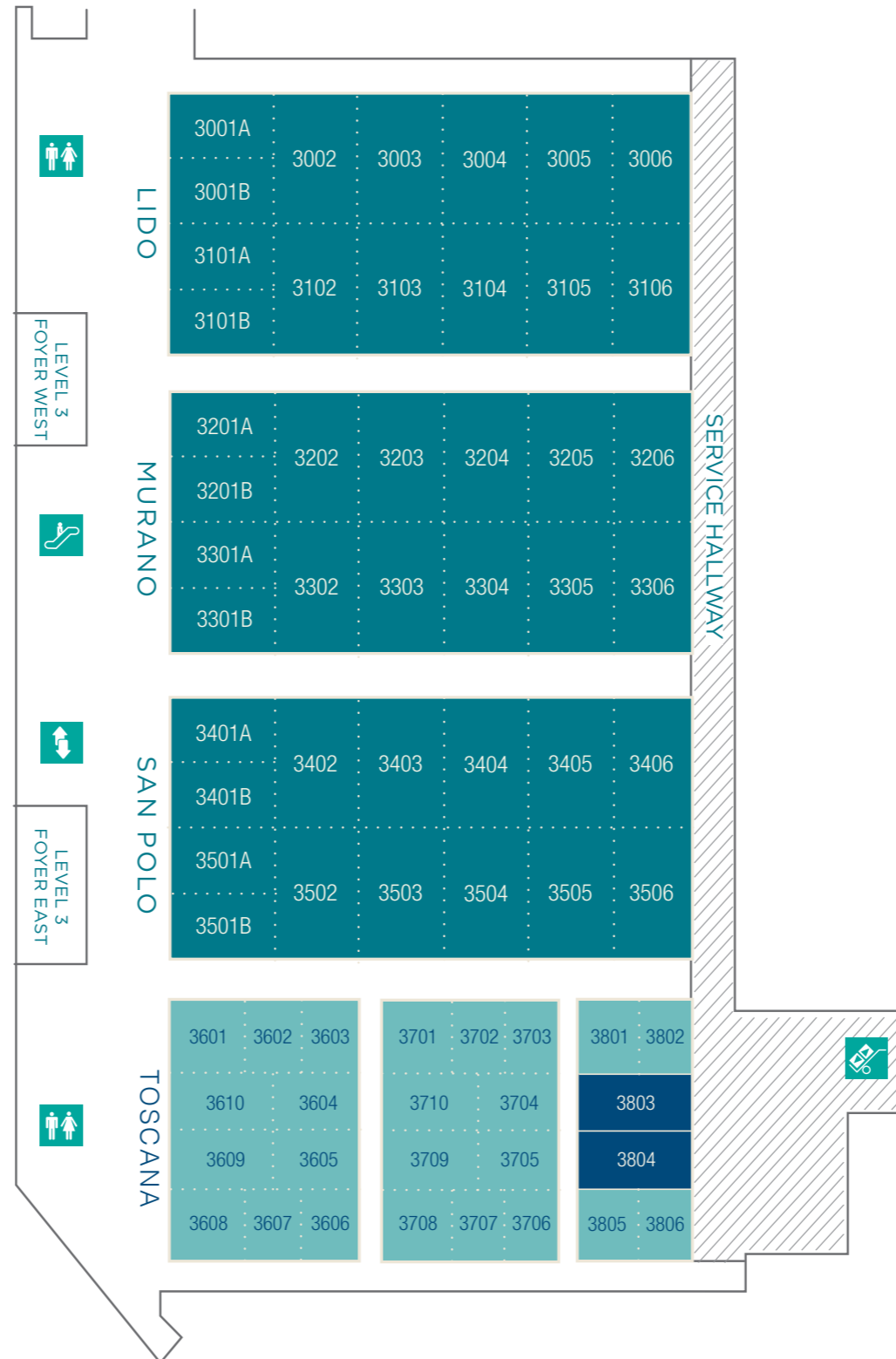
Room(s)	Sq. Feet	Theater	Classroom	Banquet	Reception
Bassano 2601-2605	2,192	219	91	146	313
2601	570	57	24	38	81
2602	361	36	15	24	52
2603	380	38	16	25	54
2604	361	36	15	24	52
2605	520	52	22	35	74
Bassano 2701-2710	4,166	417	174	278	595
2701	361	36	15	24	52
2702	361	36	15	24	52
2703	361	36	15	24	52
2704	500	50	21	33	71
2705	500	50	21	33	71
2706	361	36	15	24	52
2707	361	36	15	24	52
2708	361	36	15	24	52
2709	500	50	21	33	71
2710	500	50	21	33	71
Bassano 2801-2802	694	69	29	46	99
2801	352	35	15	23	50
2802	342	34	14	23	49
Bassano 2805-2806	694	69	29	46	99
2805	352	35	15	23	50
2806	342	34	14	23	49













All ceiling heights 9'3" at the lowest point

Capacity displayed is for the sole purpose of providing a visual depiction of proposed meeting space and should not be relied upon or construed as a commitment of actual room capacity. The room diagram is not a guarantee and should not be relied upon by Organization. Stated capacities are based on maximum room sets and may vary once certain restrictions such as, but not limited to, Clark County Fire Code, Audiovisual Sets, Stages, or Production Elements are taken into consideration. Sets are based on standard industry and NFPA (National Fire Protection Association) formulas: Theater @ 10 square feet per person; Banquet @ 6' rounds @ 15 square feet per person; Classroom @ 24 square feet per person; and Reception @ 7 square feet per person. For more details, please go to venetian.com/meetings or SandsExpo.com

LEVEL 3

TO THE
GRAND CANAL SHOPPES®



-  Escalator
-  Restroom
-  Stairs
-  Cafe
-  Business Center
-  Freight Entrance (Truck)
-  Freight Entrance (Forklift)
-  Freight Elevator
-  ATM & Vending
-  Elevator
-  First Aid
-  EE Emergency Exit

LEVEL 3 CAPACITIES

LEVEL 3 JUNIOR BALLROOMS

Room(s)	Sq. Feet	Theater	Classroom	Banquet	Reception
Lido	14,400	1,440	600	960	2,057
Murano	14,400	1,440	600	960	2,057
San Polo	14,400	1,440	600	960	2,057
Ten Rooms	12,000	1,200	500	800	1,714
Eight Rooms	9,600	960	400	640	1,371
Six Rooms	7,200	720	300	480	1,029
Four Rooms	4,800	480	200	320	686
Three Rooms	3,600	360	150	240	514
Two Rooms	2,400	240	100	160	343
One Room	1,200	120	50	80	171
A and B	1,200	120	50	80	171
A or B	600	60	25	40	86

All ceiling heights are 15' 1" at the lowest point

LEVEL 3 MEETING ROOMS

Room(s)	Sq. Feet	Theater	Classroom	Banquet	Reception
Toscana 3601-3610	4,166	417	174	278	595
3601	361	36	15	24	52
3602	361	36	15	24	52
3603	361	36	15	24	52
3604	500	50	21	33	71
3605	500	50	21	33	71
3606	361	36	15	24	52
3607	361	36	15	24	52
3608	361	36	15	24	52
3609	500	50	21	33	71
3610	500	50	21	33	71
Toscana 3701-3710	4,166	417	174	278	595
3701	361	36	15	24	52
3702	361	36	15	24	52
3703	361	36	15	24	52
3704	500	50	21	33	71
3705	500	50	21	33	71
3706	361	36	15	24	52
3707	361	36	15	24	52
3708	361	36	15	24	52
3709	500	50	21	33	71
3710	500	50	21	33	71
Toscana 3801-3802	694	69	29	46	99
3801	352	35	15	23	50
3802	342	34	14	23	49
Toscana 3805-3806	694	69	29	46	99
3805	352	35	15	23	50
3806	342	34	14	23	49

All ceiling heights are 9'6" at the lowest point

LEVEL 3 BOARD ROOMS













Room(s)	Sq. Feet	Theater	Classroom	Banquet	Reception
Toscana 3803	665				(Permanent Board Table for 16)
Toscana 3804	665				(Permanent Board Table for 16)

All ceiling heights are 14' at the lowest point

Capacity displayed is for the sole purpose of providing a visual depiction of proposed meeting space and should not be relied upon or construed as a commitment of actual room capacity. The room diagram is not a guarantee and should not be relied upon by Organization. Stated capacities are based on maximum room sets and may vary once certain restrictions such as, but not limited to, Clark County Fire Code, Audiovisual Sets, Stages, or Production Elements are taken into consideration. Sets are based on standard industry and NFPA (National Fire Protection Association) formulas: Theater @ 10 square feet per person; Banquet @ 6' rounds @ 15 square feet per person; Classroom @ 24 square feet per person; and Reception @ 7 square feet per person. For more details, please go to venetian.com/meetings or SandsExpo.com

LEVEL 4



-  Escalator
-  Restroom
-  Stairs
-  Cafe
-  Business Center
-  Freight Entrance (Truck)
-  Freight Entrance (Forklift)
-  Freight Elevator
-  ATM & Vending
-  Elevator
-  First Aid
-  EE Emergency Exit

LEVEL 4 CAPACITIES

LEVEL 4 JUNIOR BALLROOMS

Room(s)	Sq. Feet	Theater	Classroom	Banquet	Reception
Delfino	14,400	1,440	600	960	2,057
Lando	14,400	1,440	600	960	2,057
Marcello	14,400	1,440	600	960	2,057
Ten Rooms	12,000	1,200	500	800	1,714
Eight Rooms	9,600	960	400	640	1,371
Six Rooms	7,200	720	300	480	1,029
Four Rooms	4,800	480	200	320	686
Three Rooms	3,600	360	150	240	514
Two Rooms	2,400	240	100	160	343
One Room	1,200	120	50	80	171
A and B	1,200	120	50	80	171
A or B	600	60	25	40	86

All ceiling heights are 15' 7" at the lowest point

LEVEL 4 MEETING ROOMS

Rooms(s)	Sq. Feet	Theater	Classroom	Banquet	Reception
Zeno 4601-4610	4,166	417	174	278	595
4601	361	36	15	24	52
4602	361	36	15	24	52
603	361	36	15	24	52
4604	500	50	21	33	71
4605	500	50	21	33	71
4606	361	36	15	24	52
4607	361	36	15	24	52
4608	361	36	15	24	52
4609	500	50	21	33	71
4610	500	50	21	33	71
Zeno 4701-4710	4,166	417	174	278	595
4701	361	36	15	24	52
4702	361	36	15	24	52
4703	361	36	15	24	52
4704	500	50	21	33	71
4705	500	50	21	33	71
4706	361	36	15	24	52
4707	361	36	15	24	52
4708	361	36	15	24	52
4709	500	50	21	33	71
4710	500	50	21	33	71
Zeno 4801-4802	694	69	29	46	99
4801	352	35	15	23	50
4802	342	34	14	23	49
Zeno 4805-4806	694	69	29	46	99
805	352	35	15	23	50
4806	342	34	14	23	49

All ceiling heights are 9'8" at the lowest point

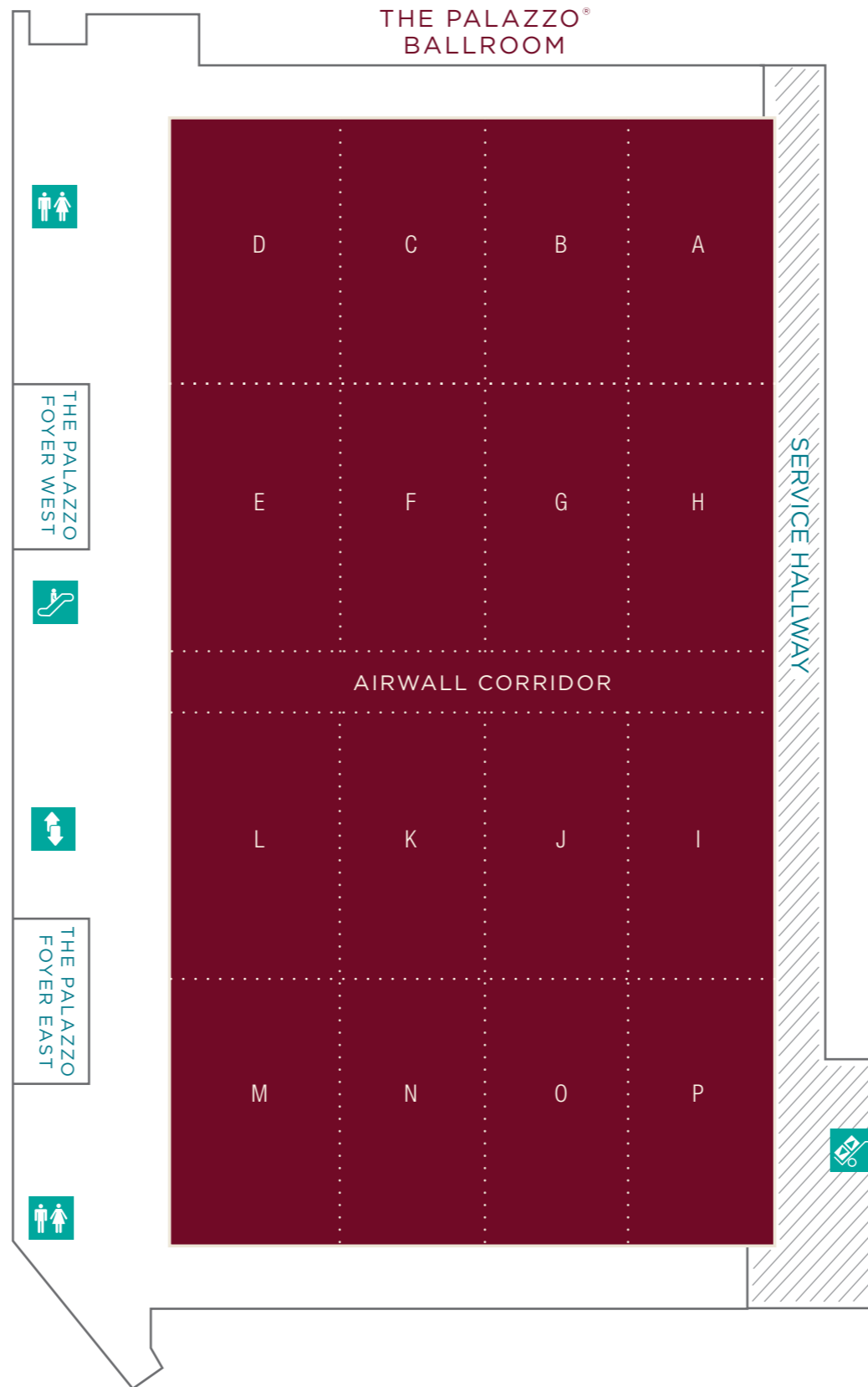
LEVEL 4 BOARD ROOMS













Room(s)	Square Feet	Theater	Classroom	Banquet	Reception
Zeno 4803	665				(Permanent Board Table for 16)
Zeno 4804	665				(Permanent Board Table for 16)

All ceiling heights are 14' at the lowest point

Capacity displayed is for the sole purpose of providing a visual depiction of proposed meeting space and should not be relied upon or construed as a commitment of actual room capacity. The room diagram is not a guarantee and should not be relied upon by Organization. Stated capacities are based on maximum room sets and may vary once certain restrictions such as, but not limited to, Clark County Fire Code, Audiovisual Sets, Stages, or Production Elements are taken into consideration. Sets are based on standard industry and NFPA (National Fire Protection Association) formulas: Theater @ 10 square feet per person; Banquet @ 6' rounds @ 15 square feet per person; Classroom @ 24 square feet per person; and Reception @ 7 square feet per person. For more details, please go to venetian.com/meetings or SandsExpo.com

LEVEL 5



-  Escalator
-  Restroom
-  Stairs
-  Cafe
-  Business Center
-  Freight Entrance (Truck)
-  Freight Entrance (Forklift)
-  Freight Elevator
-  ATM & Vending
-  Elevator
-  First Aid
-  EE Emergency Exit

LEVEL 5 CAPACITIES

THE PALAZZO BALLROOM

Room(s)	Sq. Feet	Theater	Classroom	Banquet	Reception
The Palazzo Ballroom	75,000	7,500	3,125	5,000	10,714
A	4,200	420	175	280	600
A,B	8,400	840	350	560	1,200
A,B,C	12,600	1,260	525	840	1,800
A,B,C,D	16,800	1,680	700	1,120	2,400
A-H	33,600	3,360	1,400	2,240	4,800
A-L	54,770	5,477	2,282	3,651	7,824
B	4,200	420	175	280	600
B,C	8,400	840	350	560	1,200
B,C,D	12,600	1,260	525	840	1,800
B-G	25,200	2,520	1,050	1,680	3,600
C	4,200	420	175	280	600
C,D	8,400	840	350	560	1,200
C-F	16,800	1,680	700	1,120	2,400
D	4,200	420	175	280	600
D,E	8,400	840	350	560	1,200
E	4,200	420	175	280	600
E,F	8,400	840	350	560	1,200
E-G	12,600	1,260	525	840	1,800
E-H	16,800	1,680	700	1,120	2,400
E-L	37,390	3,739	1,558	2,493	5,341
E-P	54,770	5,477	2,282	3,651	7,824
F	4,200	420	175	280	600
F,G	8,400	840	350	560	1,200
F-H	12,600	1,260	525	840	1,800
G	4,200	420	175	280	600
G,H	8,400	840	350	560	1,200
H	4,200	420	175	280	600
Airwall Corridor	4,378				

Room(s)	Sq. Feet	Theater	Classroom	Banquet	Reception
I	4,200	420	175	280	600
I,J	8,400	840	350	560	1,200
I-K	12,600	1,260	525	840	1,800
I-L	16,800	1,680	700	1,120	2,400
I-P	33,600	3,360	1,400	2,240	4,800
J	4,200	420	175	280	600
J,K	8,400	840	350	560	1,200
J-L	12,600	1,260	525	840	1,800
J-O	25,200	2,520	1,050	1,680	3,600
K	4,200	420	175	280	600
K,L	8,400	840	350	560	1,200
K-N	16,800	1,680	700	1,120	2,400
L	4,200	420	175	280	600
M	4,200	420	175	280	600
M,N	8,400	840	350	560	1,200
M-O	12,600	1,260	525	840	1,800
M-P	16,800	1,680	700	1,120	2,400
N	4,200	420	175	280	600
N,O	8,400	840	350	560	1,200
N-P	12,600	1,260	525	840	1,800
O	4,200	420	175	280	600
O,P	8,400	840	350	560	1,200
P	4,200	420	175	280	600

*All ceiling heights 25'

Capacity displayed is for the sole purpose of providing a visual depiction of proposed meeting space and should not be relied upon or construed as a commitment of actual room capacity. The room diagram is not a guarantee and should not be relied upon by Organization. Stated capacities are based on maximum room sets and may vary once certain restrictions such as, but not limited to, Clark County Fire Code, Audiovisual Sets, Stages, or Production Elements are taken into consideration. Sets are based on standard industry and NFPA (National Fire Protection Association) formulas: Theater @ 10 square feet per person; Banquet @ 6' rounds @ 15 square feet per person; Classroom @ 24 square feet per person; and Reception @ 7 square feet per person. For more details, please go to venetian.com/meetings or SandsExpo.com